



Affordable, high-quality audio everywhere.

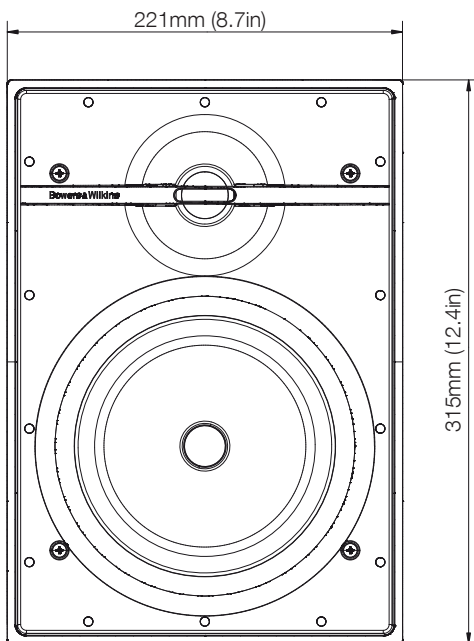
Speakers from Bowers & Wilkins have always been recognised as delivering the best audio experience at any level. Techniques and materials honed to perfection in our core models have been successfully carried over to our custom products, so that those who want to hear everything whilst seeing nothing have had a clear solution. That is unless the environment is one of high humidity, such as a shower room or indoor swimming pool, which are unsuited to some of the advanced materials we have employed.

All change!

The three models in the new CI 300 Series have been specifically designed to cope with these more demanding environments, so whereas their cost effectiveness may lead them to being described as entry level, they also provide a point of entry to areas of the home that were previously off-limits for high-quality installation loudspeakers.

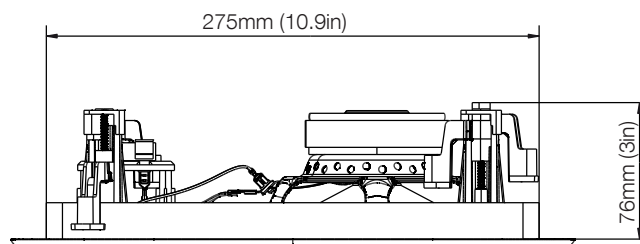
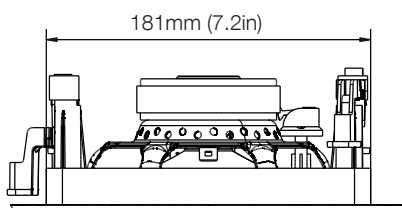
CWM362

The CWM362 is a two-way in-wall loudspeaker. Like the in-ceiling models in the series, it features an elegant minimal-width border design.



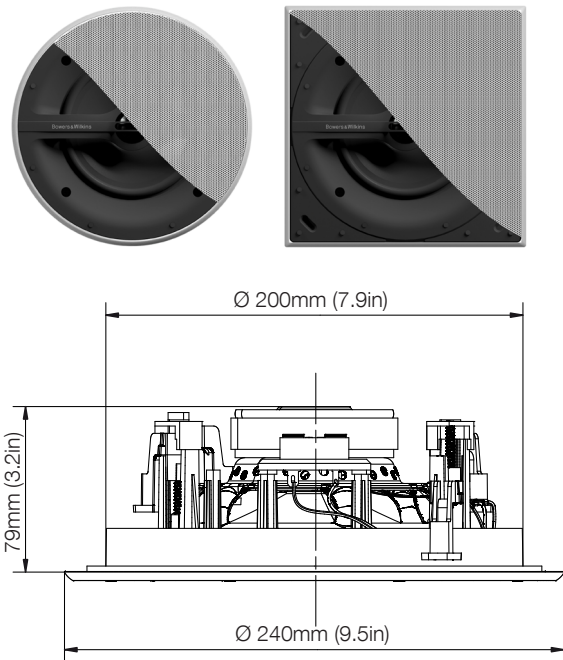
CWM362 Technical Specifications

Description	2-way in-wall system
Drive Units	1x 160mm (6in) Polypropylene cone bass/midrange 1x 25mm (1in) soft dome tweeter
Frequency Range (-6dB)	50Hz - 30kHz
Sensitivity SPL (2.83V, 1m)	89dB
Impedance Nominal (min)	8Ω (5.0Ω)
Power Handling	80W
Pre-mount Kit	PMK W6
Back Box	BB 6W



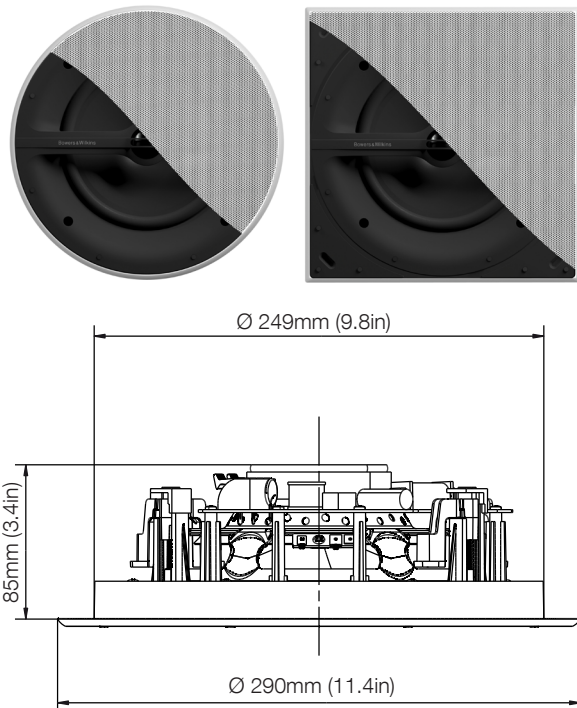
CCM362 and CCM382

The coaxial CCM362 and CCM382 offer a choice of size dependent on the output level required. Both are balanced for wide-angle listening, commensurate with their in-ceiling placement, and both offer a choice of round or square aspect.



CCM362 Technical Specifications

Description	2-way in-ceiling system
Drive Units	1x 160mm (6in) Polypropylene cone bass/midrange 1x 25mm (1in) soft dome tweeter
Frequency Range (-6dB)	50Hz - 30kHz
Sensitivity SPL (2.83V, 1m)	89dB
Impedance Nominal (min)	8Ω (5.0Ω)
Power Handling	80W
Pre-mount Kit	PMK C6
Back Box	BB 6C



CCM382 Technical Specifications

Description	2-way in-ceiling system
Drive Units	1x 200mm (8in) Polypropylene cone bass/midrange 1x 25mm (1in) soft dome tweeter
Frequency Range (-6dB)	45Hz - 30kHz
Sensitivity SPL (2.83V, 1m)	90dB
Impedance Nominal (min)	8Ω (5.0Ω)
Power Handling	80W
Pre-mount Kit	PMK C8
Back Box	BB 6C

Bowers & Wilkins

www.bowers-wilkins.com

Copyright © B&W Group Ltd. E&OE

